



Accessible Core Content /Core language Practice and Curriculum Resources



Accessible Activities and Books

MY OWN BOOKS

Create, Read & Share

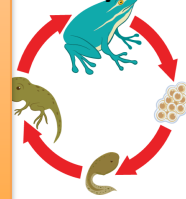
www.myownbooks2go.com

2go

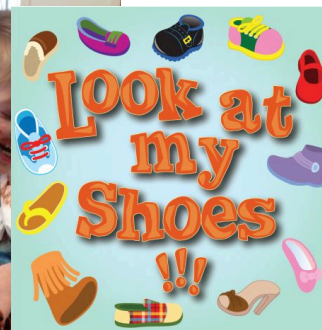


Create your own Switch Accessible books with the 100's of images on the website and play them on your iPad using the FREE App

Lifecycles



Free



FREE APP and WEB TRIAL!

Play 100's of books already on the site

Check out

Exemplar texts


K-5 Science

Sentence Starters





Books for early literacy all ages Including all Storytime titles




Monster Happy



By Pati King-DeBaun

The Butterfly Life Cycle




Dirty Duds
by Pati King-DeBaun

Dirty Duds




Pati King-DeBaun



How Do You Feel?
by Pati King-DeBaun

How Do you feel?

By Pati King-DeBaun



I look AWESOME!
by Christine



About Plants
by Pati King-DeBaun



I am Me
by Pati King-DeBaun

I am Me!

By Pati King-DeBaun




The Fun
by Pati King-DeBaun



By Pati King-DeBaun



A Bad, Bad Day!
by Pati King-DeBaun



A Bad, Bad Day

By Pati King-DeBaun



The A Story

By Pati King-DeBaun



Good Dog!
by Pati King-DeBaun

Good Dog!

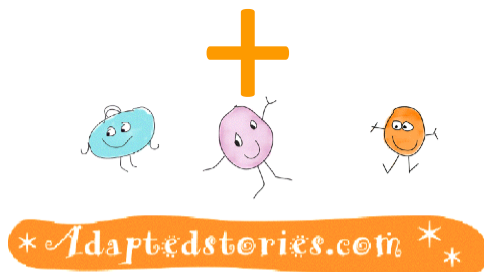


By Pati King-DeBaun

Check out the recently added curriculum based support books
K-5 Science
Exemplar Texts K-8
Sentence Starters
Core and Word Wall Stories
Exploring Nature and much more



With the years subscription you get access to adaptedstories.com! All adapted and print materials




adaptedstories.com subscription

Word Wall: Rainforest

my here

or Animal?



Toucan is a bird.



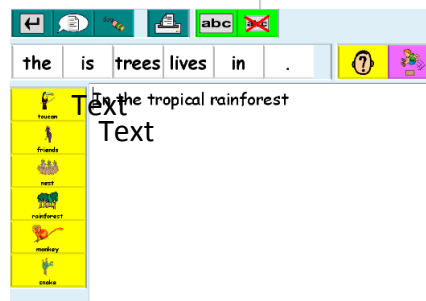
RIGHT!



A snake is an animal.




Toucans in the tropical rainforest.



To print...

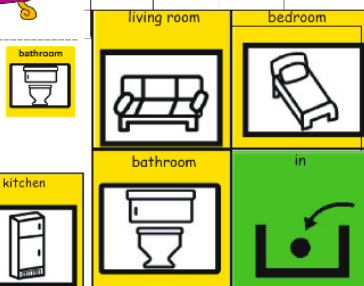

The kitchen.



Support symbols In Our House



The bathroom.



by

Things in the house



couch



chair



bed



quilt



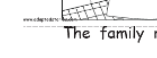
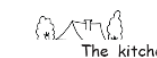
sofa



In Our House




In Our House



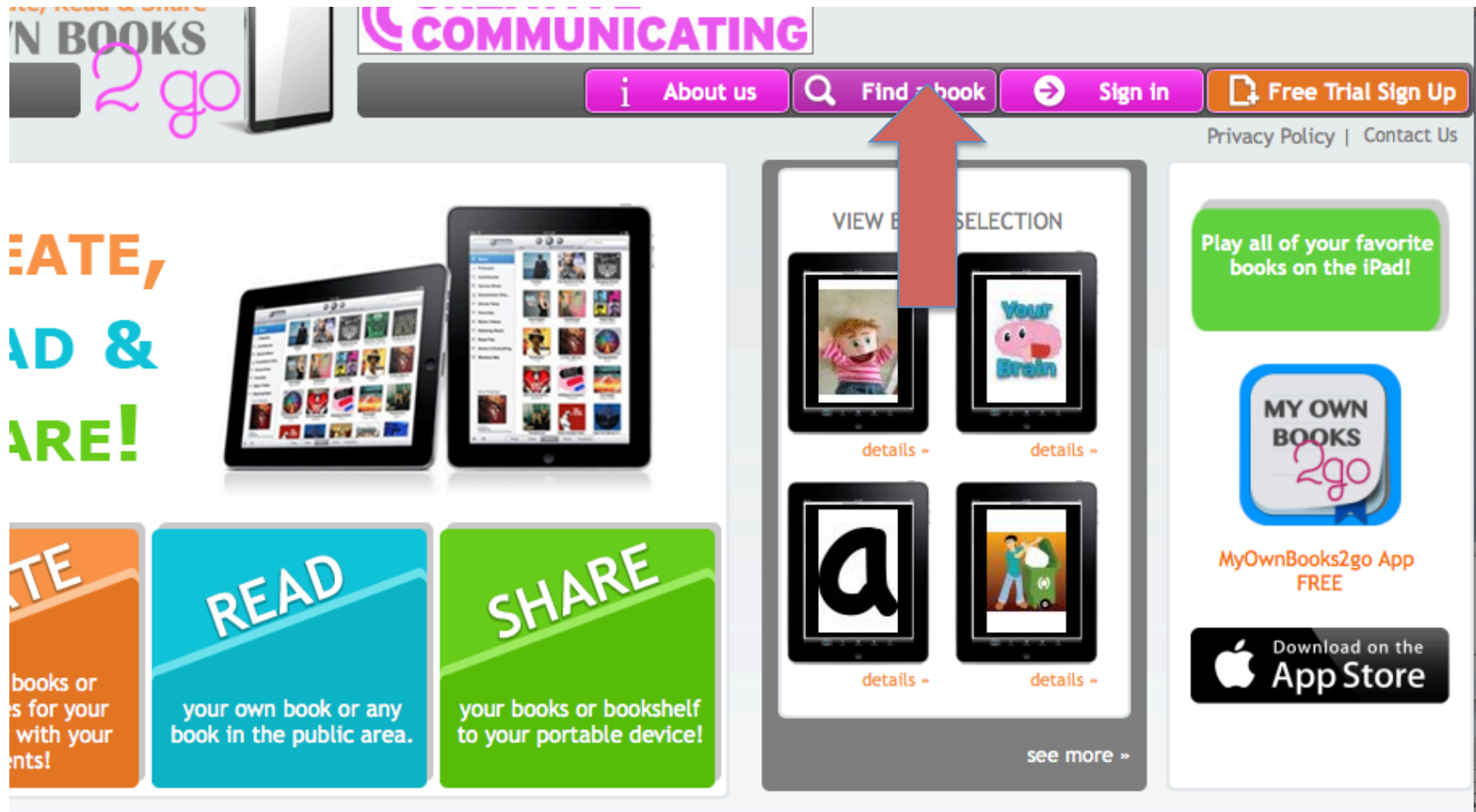
100's of graphic are provided for prompting writing and organized on nonfiction and fiction writing

Animal Homes	amphibians	astronomy	Chemistry	Beach things	Beach verbs	Letters	baseball	people
places	cartoon characters	cartoon places	cartoon-animals	cartoon vehicles	habitats	winter		
Native Americans	plants	water cycle	Types of Animals	weather photos	Planets and Space	garden-photos		
rainforest-photos	space-photos	ocean/sea-photos	Write about it- artic animals chat					
Write about it-different cultures at the market			write about it-bad dog		write about it-bad day		write about it- bug talk	
write about it-teen emotions		write about it-want it		write about it- castle		Write about it-Something's wrong		



Explore what is ready for you to use

1. Select find a book



Take a look at these

Exemplar Texts Titles

These books are written based on exemplar texts a multiple reading and/or comprehension levels

Search by Category

- Exemplar Texts Grades K-1 Exemplar Text
Grades 2-3, 4-5, 6-8,
-And then subcategory where you will see
specific titles

Take a look at these

Science K-5

These books are written based on Ablent's Stem Sceince Series and written at multiple reading and comprehension levels

Search by Category

K-5 Science

Subcategories

Examples; The Ocean and Sea, The Plains, All About the Sun, Deserts, Plants, etc

Take a look at these

Science K-5

These books are written based on Ablent's Stem Sceince Series and written at multiple reading and comprehension levels

Search by Category

K-5 Science

Subcategories

Examples; The Ocean and Sea, The Plains, All About the Sun, Deserts, Plants, etc

Take a look at these

Sentence Starters

These books are written for partner reads and or practice with key core/sight words from a language and literacy perspective

Search by Category

I, You, He , she , we it, they these and those,etc

Subcategories

Examples; The Ocean and Sea, The Plains, All About the Sun, Deserts, Plants, etc

Take a look at these

Sample which includes video activity
More of a learning prompt

Search by Category

I, You, He , she , we it, they these and those,etc

Subcategories

Examples; The Ocean and Sea, The Plains, All About the Sun, Deserts, Plants, etc

Take a look at these

Sample which includes video activity

More of a learning prompt and video

Search by Category

Core Word Wall Activities

Subcategories

Core Word Wall Stories 1

Take a look at these

Sample which includes video activity

Search by Category

Core Word Wall Activities

Subcategories

Core Word Wall Stories 1

How to create your own books on your iPad

Open safari and type in
www.myownbooks2go.com

Your username and password is
the first part of your email

!. Sign in with your username and password



Create, Read & Share
MY OWN BOOKS 2go

CREATIVE COMMUNICATING

About us Find a book **Sign in** Free Trial Sign Up

Contact Us

CREATE, READ & SHARE!



CREATE
your own books or
bookshelves for your
students or with your
students!

READ
your own book or any
book in the public area.

SHARE
your books or bookshelf
to your portable device!

VIEW BOOK SELECTION



details » details »

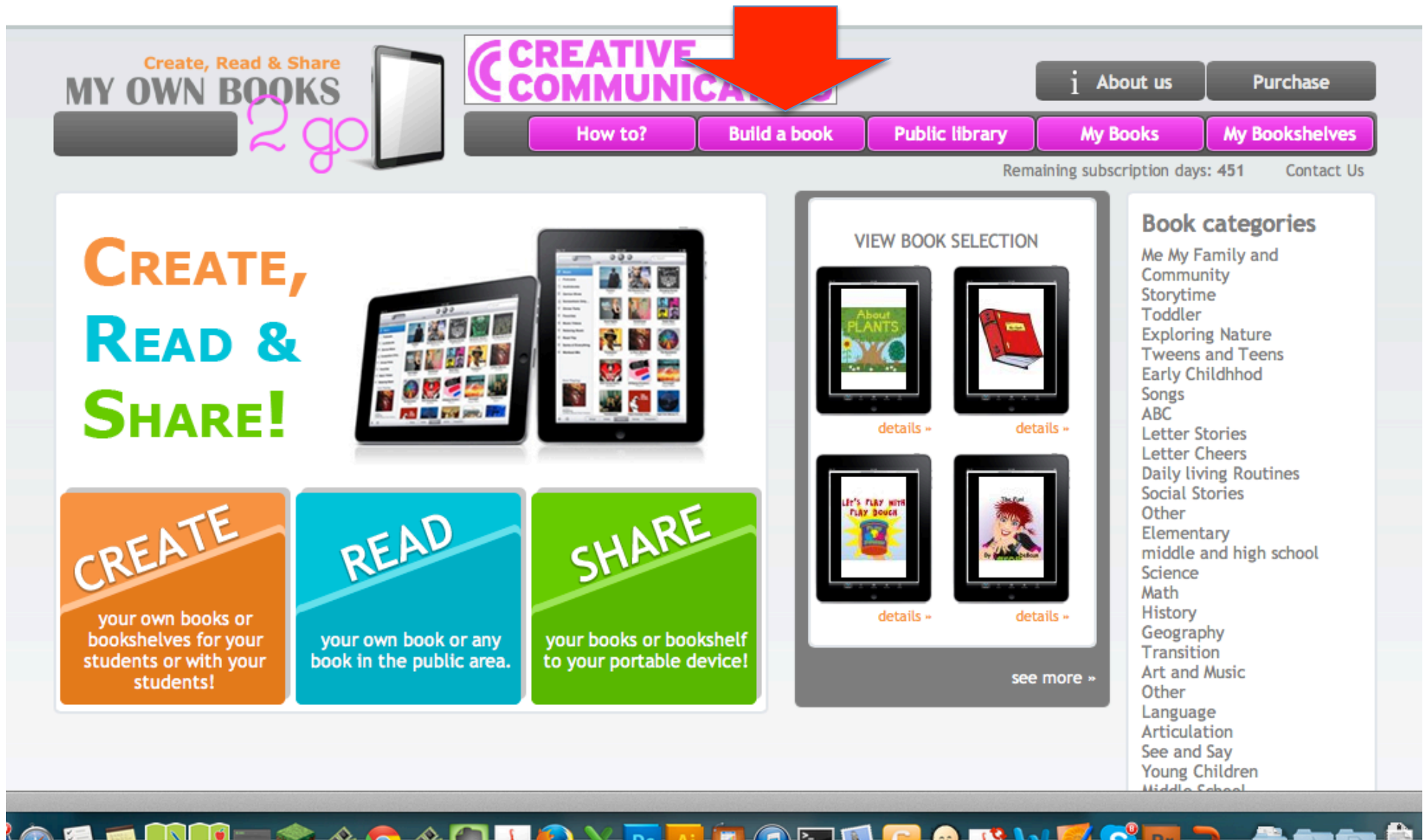
details » details »

see more »

Book categories

- Me My Family and Community
- Storytime
- Toddler
- Exploring Nature
- Tweens and Teens
- Early Childhood
- Songs
- ABC
- Letter Stories
- Letter Cheers
- Daily living Routines
- Social Stories
- Other
- Elementary
- middle and high school
- Science
- Math
- History
- Geography
- Transition
- Art and Music
- Other
- Language
- Articulation
- See and Say

2. Select Build a book.



The screenshot shows the 'Creative Communication' website interface. At the top, there's a navigation bar with the text 'Create, Read & Share MY OWN BOOKS' and a '2 go' logo. A large red arrow points to the 'Build a book' button in the navigation menu. Other buttons include 'How to?', 'Public library', 'My Books', and 'My Bookshelves'. The main content area is divided into three sections: 'CREATE, READ & SHARE!' with three colored boxes (orange for 'CREATE', blue for 'READ', green for 'SHARE'), 'VIEW BOOK SELECTION' with four book thumbnails, and 'Book categories' with a list of categories. The bottom of the screen shows a Windows taskbar with various application icons.

Create, Read & Share
MY OWN BOOKS

2 go

CREATIVE COMMUNICATION

How to? Build a book Public library My Books My Bookshelves

Remaining subscription days: 451 Contact Us

CREATE, READ & SHARE!

CREATE
your own books or bookshelves for your students or with your students!

READ
your own book or any book in the public area.

SHARE
your books or bookshelf to your portable device!

VIEW BOOK SELECTION

details » details »

details » details »

see more »

Book categories

- Me My Family and Community
- Storytime
- Toddler
- Exploring Nature
- Tweens and Teens
- Early Childhood
- Songs
- ABC
- Letter Stories
- Letter Cheers
- Daily living Routines
- Social Stories
- Other
- Elementary
- middle and high school
- Science
- Math
- History
- Geography
- Transition
- Art and Music
- Other
- Language
- Articulation
- See and Say
- Young Children
- Middle School

2.Select Build a book.

The screenshot displays the 'MY OWN BOOKS' website. At the top left, the tagline 'Create, Read & Share MY OWN BOOKS' is shown next to a '2 go' logo and a tablet icon. The 'CREATIVE COMMUNICATING' logo is in the top center. Navigation buttons include 'About us', 'Purchase', 'How to?', 'Build a book', 'Public library', 'My Books', and 'My Bookshelves'. A status bar indicates 'Remaining subscription days: 451' and a 'Contact Us' link.

The main content area is divided into three sections:

- CREATE, READ & SHARE!** with three colored boxes:
 - CREATE** (orange): your own books or bookshelves for your students or with your students!
 - READ** (blue): your own book or any book in the public area.
 - SHARE** (green): your books or bookshelf to your portable device!
- VIEW BOOK SELECTION**: A grid of four book covers on tablets, each with a 'details »' link. The books are 'About PLANTS', a red book, 'Let's PLAY WITH PLAY DOUGH', and 'The Red'. A 'see more »' link is at the bottom.
- Book categories**: A list of categories including 'Me My Family and Community', 'Storytime', 'Toddler', 'Exploring Nature', 'Tweens and Teens', 'Early Childhood', 'Songs', 'ABC', 'Letter Stories', 'Letter Cheers', 'Daily living Routines', 'Social Stories', 'Other', 'Elementary', 'middle and high school', 'Science', 'Math', 'History', 'Geography', 'Transition', 'Art and Music', 'Other', 'Language', 'Articulation', 'See and Say', 'Young Children', and 'Middle School'.

A Windows taskbar is visible at the bottom of the screen.

If you select this button it will allow you to grab pictures from your computer or from your iPad or PC.

Create, Read & Share
MY OWN BOOKS

2 go

CREATIVE COMMUNICATING

About us Purchase

How to? Build a book Public library My Books My Bookshelves

Remaining subscription days: 487 Privacy Policy | Contact Us

Build a book

Choose photos Book view Edit pages Title page Finalize book

Enter keywords: **Search**

No images were found!

or

Enter the file name here: **Browse**

Five Little Pumpkins
Five little pumpkins
Sitting on the gate.

The first one said:
Oh no!

The second one said:
Oh no!

The third one said:
Oh no!

The fourth one said:
Let's run and
hide!

The fifth one said:
Oh no!

Tap this button on the iPad and a menu will pop up select choose existing and this will take you to the photo library


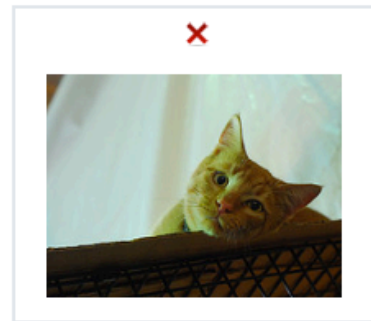

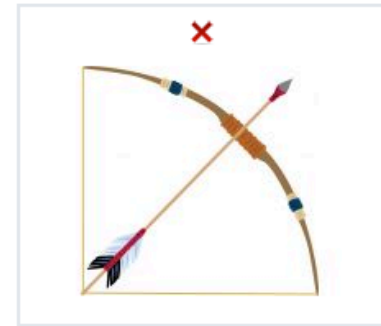
Today we will use the images from the graphics library. To build a few pages

****c.** If you use the graphics library. The images you select will appear under the graphics library if you select within the program


winter	Native Americans	plants	water cycle	Types of Animals	weather photos	Planets and Space	garden-photos
rainforest	space-photos	ocean/sea-photos	Write about it- artic animals chat		Write about it-different cultures at the market		
write about it-bad dog		write about it-bad day		write about it- bug talk		write about it-teen emotions	
Write about it-Something's wrong							



3. Notice you see the images at the bottom of the page you can delete by selecting the X any image you do not want.



4.Once you have your images select. Next Step
at the bottom of the page


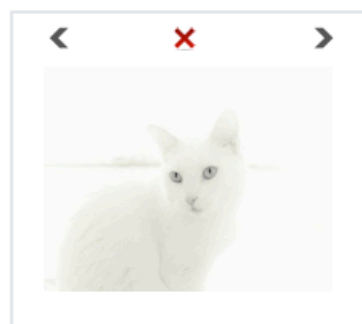



**NEXT
STEP** ▶

5. Now you can reorder or add blank pages for text only or to play video. The arrow keys or dragging and dropping will allow you to reorder. Once complete go down to the bottom of the page and select **NEXT STEP**

Add a page

These are the pages of your book. Click and drag to reorder them.



6.Now you are ready to edit each page.

Build a book

Choose photos

Book view

Edit pages

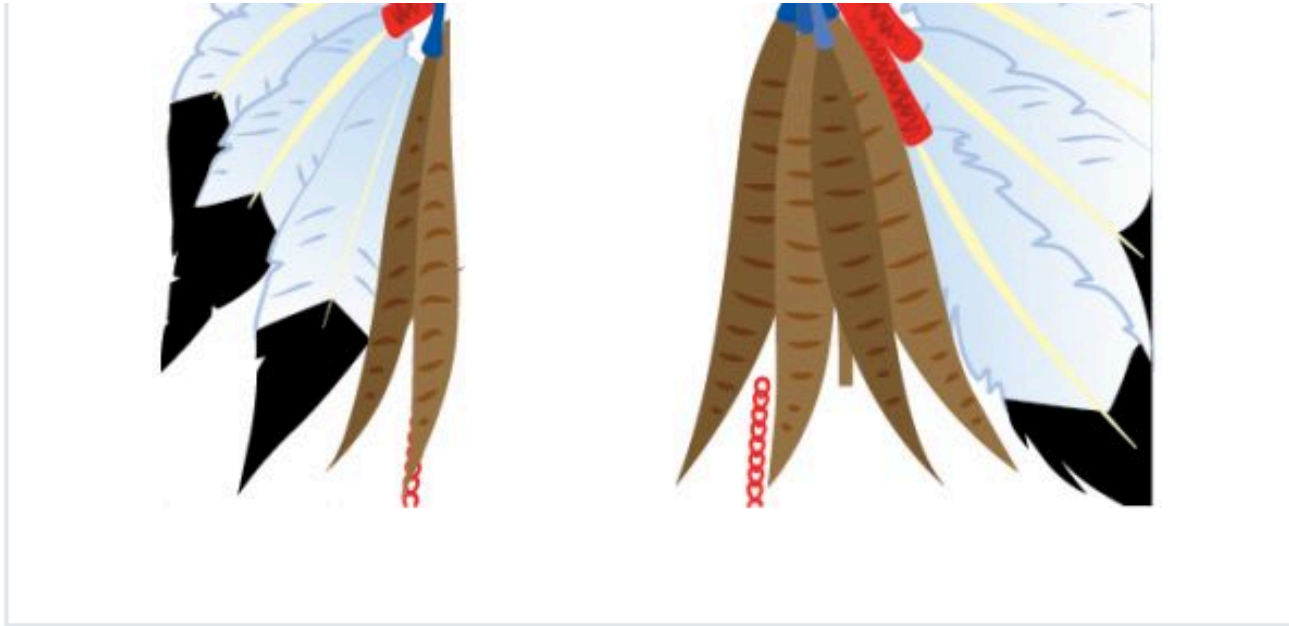
Title page

Finalize book

Preview



7.Scroll down to add the text



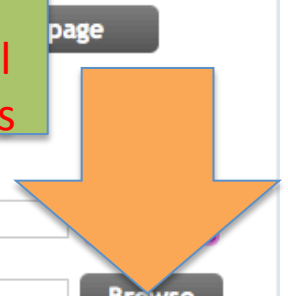
Enter page text:

The headdress.



Since we are on the iPad the record sound will not work. I would suggest just skipping the sound if you are running short on time as you will have access to the content later through your extended subscription. Otherwise you can use the App Voice RecorderPro to record the sounds and it will save them in the photos. On your PC you can record sound and/or add sound

Tap this button on the iPad and a menu will pop up select choose existing and this will take you to the photo library If you have used voice recorder and saved the sounds they will be in the photos



page

400 characters remaining

Add video:

Enter youtube URL:

OK

or

Enter a file name here:

Browse

required format is .mp4; .avi; .mkv; .mpeg; .mpg; .mov; .flv; .hdmov; .m2ts; .wmv; .asf; .vob; .m4v
file size must be lower than 128 MB

Add Sound:

Enter youtube URL:

or

Enter a file name here:

Browse

required format is .mp3; .wav; .m4a; .aac or .m4a
file size must be lower than 128 MB

no file selected

or

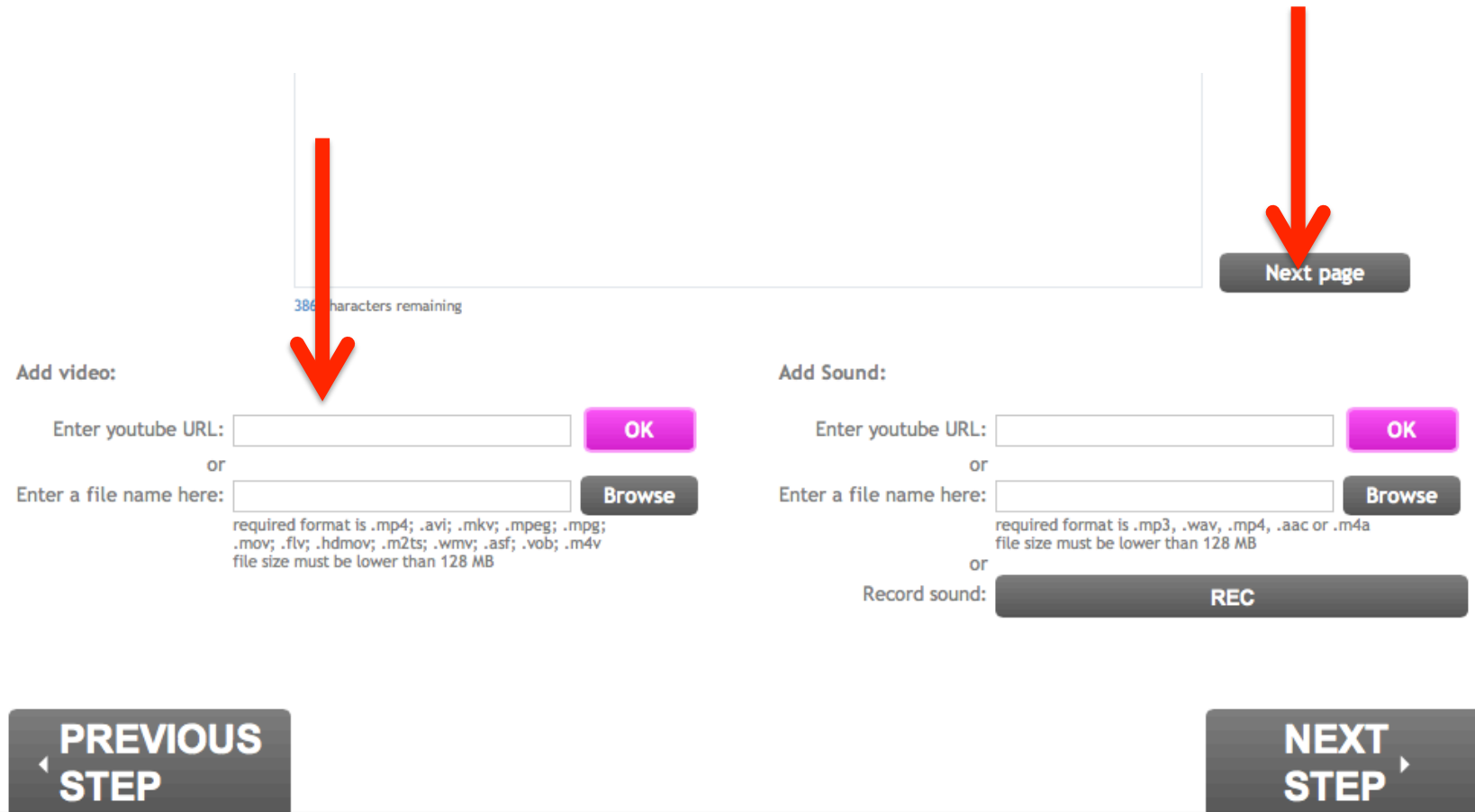
Record sound:

REC

PREVIOUS
STEP

NEXT
STEP

8. While you can add video on the iPad because we are on wifi we would like you not to add video as it hogs the wifi so for today please skip. When complete select Next page.



388 characters remaining

Add video:

Enter youtube URL: **OK**

or

Enter a file name here: **Browse**

required format is .mp4; .avi; .mkv; .mpeg; .mpg; .mov; .flv; .hdmov; .m2ts; .wmv; .asf; .vob; .m4v
file size must be lower than 128 MB

Add Sound:

Enter youtube URL: **OK**

or

Enter a file name here: **Browse**

required format is .mp3, .wav, .mp4, .aac or .m4a
file size must be lower than 128 MB

or

Record sound: **REC**

PREVIOUS STEP

NEXT STEP

9. Continue adding text and sounds as desired until you reach the end of your pages. Please note always select next page to move between the pages and next step to move to the next step in building your book.

9.The last Page is your title page make sure to select a graphic . Scroll below and add the title and author.

Enter a title for your book:

Author:

Enter title page text:

400 characters remaining



Preview

11. You are now ready to publish the book

You can **preview** the book to check for errors if you go back to the previous steps you can change the book.




Print a pdf of the story

You can save the story to myownbooks2go

The screenshot shows the 'MY OWN BOOKS 2go' website interface. At the top, there is a navigation bar with the text 'Create, Read & Share MY OWN BOOKS 2go' and a tablet icon. To the right, there is a 'CREATIVE COMMUNICATING' logo and a navigation menu with buttons: 'About us', 'Purchase', 'How to?', 'Build a book', 'Public library', 'My Books', and 'My Bookshelves'. Below the navigation bar, there is a status bar showing 'Remaining subscription days: 451' and a 'Contact Us' link.

The main content area is titled 'Build a book' and features a horizontal progress bar with five steps: 'Choose photos', 'Book view', 'Edit pages', 'Title page', and 'Finalize book'. The 'Finalize book' step is currently selected and highlighted in pink.

Below the progress bar, there are three main options, each with an icon and a link:

-  [Preview and play the complete story »](#)
-  [Print the story »](#)
-  **Categorize the book:**

The 'Categorize the book' section contains four columns of radio button options:

- ☐ Adapted Stories
 - ☐ Me My Family and Community
 - ☐ Storytime
 - ☐ Toddler
 - ☐ Exploring Nature
 - ☐ Tweens and Teens
 - ☐ Early Childhood
- ☐ Alphabet
 - ☐ ABC
 - ☐ Letter Stories
 - ☐ Letter Cheers
- ☐ Adult Learners
 - ☐ Daily living Routines
 - ☐ Social Stories
 - ☐ Other
- ☐ Comics
 - ☐ Elementary
 - ☐ middle and high school

13.If you want to save the book you must categorize it. Select a category and subcategory



Categorize the book:

- ☐ Adapted Stories
 - ☐ Me My Family and Community
 - ☐ Storytime
 - ☐ Toddler
 - ☐ Exploring Nature
 - ☐ Tweens and Teens
 - ☐ Early Childhhod
 - ☐ Songs
- ☐ Alphabet
 - ☐ ABC
 - ☐ Letter Stories
 - ☐ Letter Cheers
- ☐ Adult Learners
 - ☐ Daily living Routines
 - ☐ Social Stories
 - ☐ Other
- ☐ Comics
 - ☐ Elementary
 - ☐ middle and high school
- ☐ Curriculum
 - ☐ Science
 - ☐ Math
 - ☐ History
 - ☐ Geography
 - ☐ Transition
 - ☐ Art and Music
 - ☐ Other
- ☐ Early Childhood-New
- ☐ Innovation Stories
- ☐ Speech and Language Practice
 - ☐ Language
 - ☐ Articulation
 - ☐ See and Say
- ☐ Social Stories
 - ☐ Young Children
 - ☐ Middle School
 - ☐ Young Adults
- ☐ Unique Curriculum
 - ☐ elementary
 - ☐ preschool
 - ☐ intermediate
 - ☐ Middle School
 - ☐ highschool
 - ☐ transition
- ☐ Words
 - ☐ Making Words Activities
 - ☐ Word Families
 - ☐ Guess the word
 - ☐ Word Wall Words Activities
 - ☐ Poetry
- ☐ Young Adults
- ☐ Other
 - ☐ misc.
- ☐ Other Languages
 - ☐ German
 - ☐ Spanish

15. You decide you want the book private (so you can go back and edit it) It Saves in My Books

However today select Public- If you save to Public Books you can still edit it but it will copy to the My Books Area. Public Books shares with everyone. Since you are working in groups you will want to save to public



The screenshot shows a web interface for creating a book. At the top, there are two dropdown menus. The first is labeled 'Genre' and has 'misc.' selected. The second is labeled 'Genre language' and has 'German' and 'Spanish' listed. Below these is a section titled 'Make the book' with a padlock icon. It contains two radio buttons: 'private' (selected) and 'public'. Below this is a section titled 'Save the book »' with a globe icon. At the bottom left, there is a dark grey button with a left arrow and the text 'PREVIOUS STEP'.

Genre
☐ misc.

Genre language
☐ German
☐ Spanish

 **Make the book**
☒ private ☐ public

 **Save the book »**

 **PREVIOUS STEP**

16. Select save the book

17.You can share via your computer

The sample book










Sharing Options

- Distribute an URL on Twitter
- Distribute an URL on Facebook
- QR Code
- Email the URL

18 View and play in the My Books or Private Books Area

My books

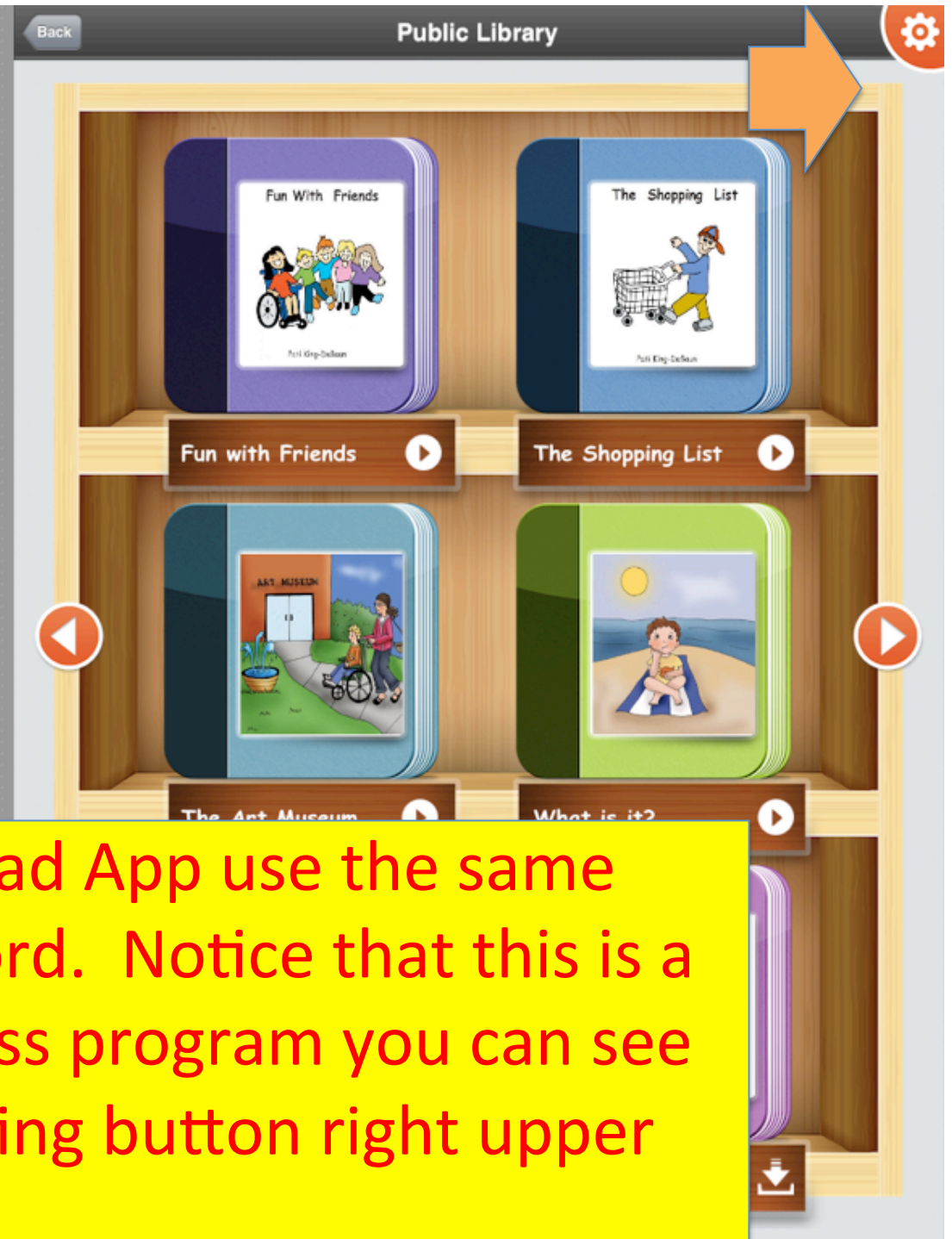
Search by:

<div>The sample book</div>  <div>Play</div> <div>Edit Delete</div> <div>Add to bookshelf</div> <div>Print</div> 	<div>Conversations Game 1</div>  <div>Play</div> <div>Edit Delete</div> <div>Add to bookshelf</div> <div>Print</div> 	<div>Talking Tom What I Like</div>  <div>Play</div> <div>Edit Delete</div> <div>Add to bookshelf</div> <div>Print</div> 	<div>The T Story</div>  <div>Play</div> <div>Edit Delete</div> <div>Add to bookshelf</div> <div>Print</div> 	<div>The M Story</div>  <div>Play</div> <div>Edit Delete</div> <div>Add to bookshelf</div> <div>Print</div> 	<div>The M Story</div>  <div>Play</div> <div>Edit Delete</div> <div>Add to bookshelf</div> <div>Print</div> 
--	---	--	--	---	--



MyOWBBooks2 go APP free

- Provides unlimited Switch Accessible books
- Access to content curriculum
- Content Standards



Try to play it on the iPad App use the same username and password. Notice that this is a dedicated switch access program you can see the options in the setting button right upper corner